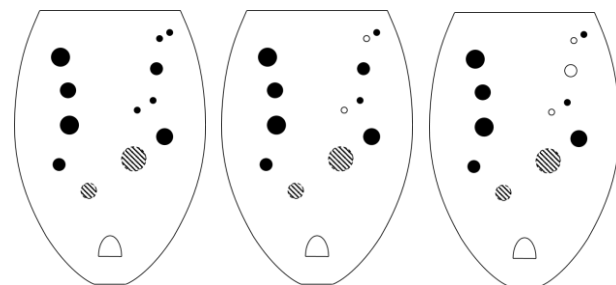


Bretti

Bretti Musical Instruments

Wooden Inline Ocarina Fingering Chart

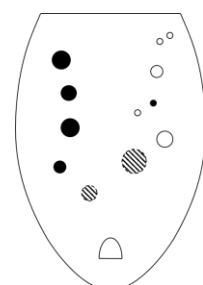
Alto G#4 Model



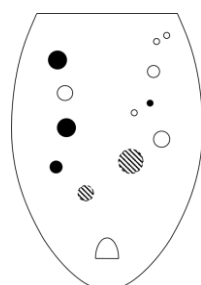
G4

A4

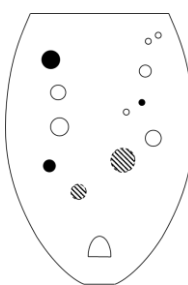
B4



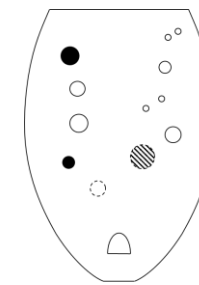
D5



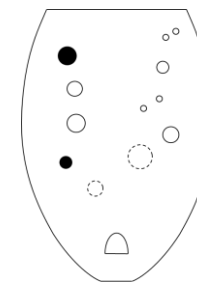
E5



F#5

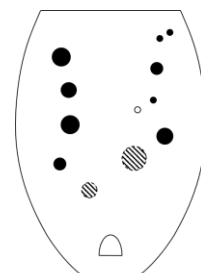


A5

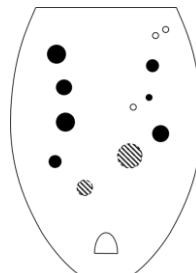


B5

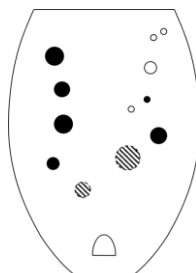
Accidentals*



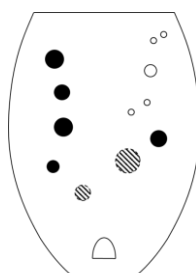
G#4



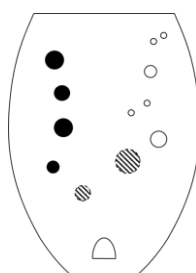
A#4



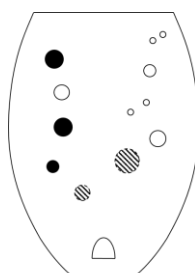
C5



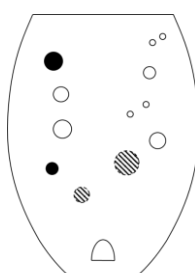
C#5



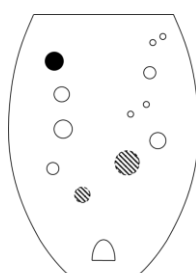
D#5



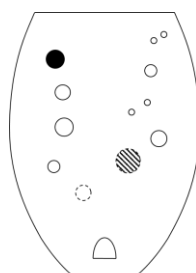
F5



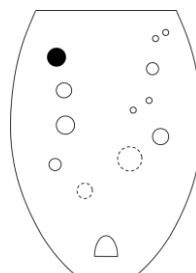
G5



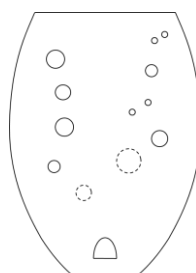
G#5



A#5



C6



C#6

Diatonic Scale

Notes

* There are many alternative fingerings possible for accidentals (as well as the main diatonic scale). The fingerings shown are only suggested, but other combinations are possible, and there may be some slight variations between models due to the voicing process. For example, in both the cases for the high A5 and high B5, you can use the right index finger instead of the left, as the hole sizes are typically very close in diameter.